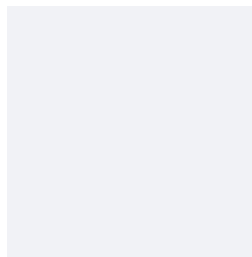



Subteranea

Beveled



White



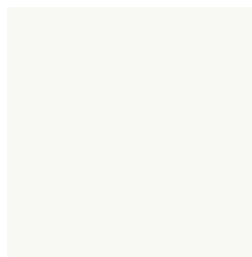
Beige




Dark Grey



Chocolate




White Matte



Grey



Black



Carrara

4" x 12"

4" x 8"

Glazed

Wall Tile

Subteranea

Beveled



Technical Characteristics	ISO	Standard	Results
Size	10545-2	The deviation in % o the average size of each tile from w +/- 0.5%	+/- 0.5%
Thickness	10545-2	+/- 0.5 mm	0.2 mm
Straightness of Edges	10545-2	+/- 0.3%	+/- 0.2%
Squareness	10545-2	+/- 0.5%	-0.32/0.29%
Flatness	10545-2	Central curvature +0.5% -0.3%* lateral + 0.5% -0.3% * Warpage curvature +/- 0.5%	0.5/0.10% -0.11/0.11% -0.06/0.2%
Water absorption	10545-3	10 a 20%	14...18%
Bending Strength	10545-4	Average 15 N/mm2	20 N/mm2
Tensile Strength	10545-11	Required	Conforms
Stain Resistance	10545-14	Min. Class 2	Class 5
Chemical Resistance	10545-13	Min. Class B	GA

Size	Pcs/Box	SF/Box	lbs/Box
4x8	38	8.18 SF	23.14lbs
4x12	25	8.07 SF	23.98lbs