









Carmel

Color	Carmel
Size	6" x 48"
Overall Thickness	2mm
Wearlayer Thickness	6mil
Textures	Deep Wood Embossed
Edge	Straight
Finish	Semi Gloss
Install	Glue Down

Symbols	Test	Method	Results
 Glue Down  2mm Thickness  6mil Wearlayer	Size / Squareness	ASTM F2055	(Pass) / (Pass)
	Thickness	ASTM F386	(Pass)
 Residential  Multi-Family  SemiGloss	Flexibility	ASTM F137	(Pass)
	Dimensional Stability	ASTM F2199	(Pass)
 Straight Edge  Deep Wood Embossed	Resistance to Chemicals	ASTM F925	(Pass)
	Resistance to light	ASTM F1515	(Pass)
	Resistance to heat	ASTM F1514	(Pass)
	Formaldehyde	ASTM D 6007	Not detected
	Smoke Density	ASTM E662	(Pass)
	Critical Radiant Flux	ASTM E648	(Pass)
	Workmanship, Finish		(Pass)
	Appearance		(Pass)

Multifamily units are considered residential and public spaces are considered light commercial. Wearlayer thickness must be a minimum of 20mil for light commercial & commercial applications.