



LOOK BOOK

Multi-Family • Senior Living • Student Housing



TUFFPLANK

Featured: Fireplace: Mineral - White 12" x 24"

Featured Floor: Natural Foundations - Tobacco 7" x 48"

Unit Program

International Builders Supply wants to make your planning process as easy as possible. Our Unit Program takes the guess work out of what to choose for your next project. Every product in this booklet has been hand selected and priced to fit even the tightest budget.

Several are stocked in limited quantities. Please contact your sales representative for availability.

Due to the variance in installation methods, grout colors, lighting, image variances and computer monitor settings; the images within may not accurately represent the true color of the products after installation. Therefore IB Supply always recommends that tiles not be purchased based on an image of any kind.

TUFFPLANK

Contents

2	Unit Program
4	What is TUFFPLANK?
5	Build Your Spec - Custom Options

TUFFPLANK

Premium Options

6	dB Plank
8	Matrix Rigid Core Click

Collections

10	Aberdeen
12	Crossroads
14	Natural Foundations
16	Purist
18	Spectrum

TILE

21	About Unit Tile
22	Abaca Floor & Wall
24	Alma Floor & Wall
26	Alvor Floor & Wall
28	Capri Gold Floor & Wall
30	Conga Floor & Wall
32	Core Floor & Wall
34	Countryside Wall
36	Cresh Floor & Wall
38	Departure & Arrivale Picket Wall
40	Granger Floor & Wall
42	Icon Floor & Wall
44	Lake Shore Floor & Wall
46	Mineral Floor & Wall
48	Montreux Floor & Wall
50	Nest Floor & Wall
52	Regi Floor & Wall

TERRAZZO

54	ProSpec Collection
----	--------------------



TUFFPLANK

BUILD YOUR SPEC Custom Options

- Select Custom Steps**
- 1 Type of Plank
 - 2 Size
 - 3 Thickness/Wearlayer
 - 4 Series/Color
 - 5 Texture
 - 6 Finish

1	Type of Plank	2	Size Options
	Glue Down Options		
	Dry Back	2mm 2.5mm 3mm	4" x 36" 101.6 x 914.4mm 9" x 60" 228.6 x 1524.0mm
	dB Plank	2.5mm 3mm	6" x 36" 152.4 x 914.4mm 12" x 24" 304.8 x 609.6mm
	Floating Options		
	Matrix Rigid	5mm	6" x 48" 152.4 x 1219.2mm 12" x 36" 304.8 x 914.4mm
	Core Click	(4mm/1mm dB pad) 6mm (5mm/1mm dB pad)	7" x 48" 177.8 x 1219.2mm 18" x 18" 304.8 x 457.2mm
	Loose Lay	5mm	9" x 36" 228.6 x 914.4mm 18" x 36" 304.8 x 914.4mm
			9" x 48" 228.6 x 914.4mm

What is TUFFPLANK?

TUFFPLANK is the leading Luxury Vinyl Plank with unlimited custom options including glue down with and without attached dB sound pad, and Matrix Rigid Core Click. TUFFPLANK is known for its durability and over 3,000 color options. We make sure that our plank is top of the line in quality and appearance.

Custom Options

TUFFPLANK is known for its complete customization. You determine your color, size, texture, thickness, wearlayer, and we will have it produced for your project. Go to TUFFPLANK.com for our custom color library.

QUESTION:
"Can standard colors be customized?"

ANSWER:
Yes, all of our colors shown in our standard and custom series swatch decks can be customized.

3 Thickness / Wearlayer / Warranty Options

Thickness	Wearlayer	Residential*	Light Commercial*	Commercial
2mm	6 mil	10 Years	N/A	N/A
2mm	8 mil	12 Years	N/A	N/A
2mm	12 mil	15 Years	4 Years	N/A
2.5mm	20 mil	25 Years	12 Years	8 Years
3mm	20 mil	Lifetime	15 Years	12 Years
3mm	28 mil	Lifetime	15 Years	12 Years

*Multifamily units are considered residential and public spaces are considered light commercial. Wearlayer thickness must be a minimum of 20mil for light commercial & commercial applications.



4	Series/Color
	Select Series & Color

5	Texture
	Deep Wood Embossed
	Satin Wood
	Reclaimed
	Stone

6	Finish
	Semi Gloss
	High Gloss
	Matte
	Premium Option: TUFFCOAT see pg. 8 for details

RELAX.

it's **dB PLANK**
the quiet flooring



Featured: Maddox and Cora on dB Plank

dB PLANK

Pre-Attached Sound Pad

Premium Options

dB Plank is a Premium LVT that is customizable, and a cost effective solution to your sound reduction needs. With a simple, 1 step installation, you can save time and money on your next multi family, student housing or senior living project.

dB Plank has a pre-attached, 1 or 1.5mm sound pad that has been added to our existing TUFFPLANK product offering.



TUFFCOAT is standard to dB Plank. It consists of microscopic ceramic particles suspended in the UV coating. This gives an additional layer of protection providing enhanced wear, scuff and scratch resistance.

Available in all TUFFPLANK colors.

Acoustical Results*

Wood Frame Assembly

STC: up to 62 IIC: up to 57

6" Concrete Slab

STC: up to 53 IIC: up to 54

* Results vary depending on product chosen and type of build.

Size Options

4" x 36" 101.6 x 914.4mm	9" x 60" 228.6 x 1524.0mm
6" x 36" 152.4 x 914.4mm	12" x 24" 304.8 x 609.6mm
6" x 48" 152.4 x 1219.2mm	12" x 36" 304.8 x 914.4mm
7" x 48" 177.8 x 1219.2mm	18" x 18" 304.8 x 457.2mm
9" x 36" 228.6 x 914.4mm	18" x 36" 304.8 x 914.4mm
9" x 48" 228.6 x 914.4mm	

Wearlayer Options

Wearlayer Thickness:	12 mil (0.30mm)
	20 mil (0.50mm)
Overall Thickness:	3.5mm (2.5mm /1mm dB pad)
	4 mm (2.5mm /1.5mm dB pad)
	4.5 mm (3mm /1.5mm dB pad)

Texture

Deep Wood Embossed
Satin Wood
Reclaimed Stone

Finish

Semi Gloss
High Gloss
Matte

Thickness Options

2.5mm
3mm

Acoustical dB Pad Options

1mm
1.5mm

NOTE: As with any sound underlayment/sound pad installed in conjunction with glue down LVT, this product is subject to indentation under loads. Any furniture or appliances with point loading can cause damage. Furniture coasters are recommended to prevent point loading. Damage due to indentation is not covered under warranty.



Matrix Rigid Core Click

Matrix Rigid Core Click

Stocked in limited quantities for mockups, relay, or to get job started.

4 Colors | 1 Size

Premium Options

Stocked Colors



Camden



Coronado



Nick Papa



Vineyard

Additional Colors

Available in all TUFFPLANK colors.

Acoustical dB Pad

1mm dB Pad
5mm (4mm Matrix Rigid Core Click / 1mm dB pad)

7 x 48
Plank Size

4mm
Thickness
12 mil
Wearlayer



Deep Wood
Embossed



Matte



Residential



Multi-Family



V3
Shade Variation



NSC Certified

Aberdeen




Featured: Aberdeen | New Hampshire

Aberdeen




Stocked in limited quantities for mockups, relay, or to get job started.

11 Stocked Colors | 1 Size



New Hampshire




Rockport



Camps Bay




Nantucket



Long Branch



Nick Papa




Vineyard




Camden



Hamptons



Newport



Lighthouse

7 x 48
Plank Size

2mm
Thickness
6mil
Wearlayer



Deep Wood
Embossed



SemiGloss



Residential



Multi-Family



V3
Shade Variation

Available in all TUFFPLANK specifications (see page 5).



Crossroads



Featured: Crossroads | Rhinebeck

Crossroads



Rhinebeck



Carmel by the Sea



Mystic



Stowe



Available in all TUFFPLANK specifications (see page 5).



Natural Foundations

Natural Foundations



Driftwood




Maldovan Grey




Morrish Teak



Fog Mist



Tobacco



Cordoba




Available in all TUFFPLANK specifications (see page 5).



Purist

Purist



Shadow White



Hearthstone



Weekend Getaway




*Cashmere




Mohair




Manor House Grey



*Brooklyn Bridge



Caramel Grove



Manor House Cocoa

* High variation colors. Please check full color range.




Available in all TUFFPLANK specifications (see page 5).



NSCertified

Spectrum

Spectrum

 Stocked in limited quantities for mockups, relay, or to get job started.

1 Stocked Color | 1 Size



Stocked Color




TPSP 100
Plank Size: 6" x 36"
Thickness/Wearlayer: 2mm/6mil

Additional Colors




TPSP 101




TPSP 102




TPSP 103



TPSP 104




TPSP 105




TPSP 106



TPSP 108




TPSP 109



TPSP 110



TPSP 111



TPSP 112



TPSP 113



TPSP 114

Available in all TUFFPLANK specifications (see page 5).



NSC Certified



Tile

Our Unit Program was designed with timeless design and price in mind, and builds around what is trending now and what is coming in the future.

Grout recommendation: 3/16"

Tiles are stocked in limited quantities for samples, mock ups and repairs. Tile thickness may vary based on tile size. Larger tiles will have a higher thickness unless otherwise noted.


Due to the variance in installation methods, grout colors, lighting, image variances and computer monitor settings; the images within may not accurately represent the true color of the products after installation. Therefore IB Supply always recommends that tiles not be purchased based on an image of any kind.

Abaca



Featured: Abaca | Greige


Abaca

 Stocked in limited quantities for mockups, relay, or to get job started.

4 Colors | 3 Sizes | 1 Finish | 3/8" Thickness

Porcelain Tile

Stocked Color 12" x 24"



White


Additional Colors



Soft Gray



Greige



Charcoal

Size



12" x 24"


Additional Sizes



(2" x 2") 12" x 12"
Mosaic Sheet



3" x 12" Skirting





Alma

Alma

4 Colors | 2 Sizes | 1 Finish | 3/8" Thickness

Porcelain Tile

Colors



White



Beige



Grey



Black

Size



12" x 24"

Additional Size



(2" x 2") 12" x 12"
Mosaic Sheet



Floor & Wall



Residential



Commercial



Multi-Family



Matte



Glazed Porcelain



Pressed




Shade Variation

Alvor



Alvor

 Stocked in limited quantities for mockups, relay, or to get job started.


4 Colors | 4 Sizes | 1 Finish | 3/8" Thickness

Porcelain Tile

Stocked Colors 12" x 24", 13" x 13"




Avorio



Grigio



Vanizio



Argento

Sizes



12" x 24"



13" x 13"

Additional Sizes



(2" x 2") 12" x 12"
Mosaic Sheet



3" x 12" Bullnose



Floor & Wall



Residential



Commercial



Multi-Family



Matte



Glazed Porcelain



Pressed



Shade Variation

Capri Gold



Featured: Capri Gold

Capri Gold

1 Color | 1 Size | 1 Finish | 3/8" Thickness

Porcelain Tile

Colors



Capri Gold

Size



12" x 24"



Conga




Conga


3 Colors | 3 Sizes | 1 Finish | 3/8" Thickness

Porcelain Tile

Colors



White



Linen



Grey



Floor & Wall



Residential



Commercial



Multi-Family



Matte



Glazed Porcelain



Pressed



Shade Variation

Size



12" x 24"

Additional Sizes



(2" x 2") 12" x 12"
Mosaic Sheet



3" x 12" Bullnose

Core



Core

4 Colors | 1 Size | 1 Finish | 5/16" Thickness

Porcelain Tile

Colors




Off White



Soft Grey



Beige



Grey

Size



12" x 24"



Floor & Wall



Residential



Commercial



Multi-Family



Matte



Pressed



Shade Variation


Countryside




Countryside

7 Colors | 1 Size | 1 Finish | 5/16" Thickness


Ceramic Tile

 Stocked in limited quantities for mockups, relay, or to get job started.


Colors




White




Almond




Rain




Grain



Carbon



Olive



Lake

Size



3" x 10"



Wall Tile



Residential



Commercial



Multi-Family



Gloss



Pressed



Shade Variation

Cresh



Cresh

3 Colors | 2 Sizes | 1 Finish | 3/8" Thickness

Porcelain Tile


Colors



White



Light Grey



Black

Stocked Size



12" x 24"

Additional Size



(2" x 2") 12" x 12"
Mosaic Sheet



Floor & Wall



Residential



Commercial



Multi-Family



Matte



Glazed Porcelain



Pressed




Shade Variation

Departure



Featured: Departure | Plain | White Gloss



Featured: Arrivale Picket | Grooved & Wavy | Smoky Gloss

Arrivale Picket 3/8" Thickness

3 Colors | 1 Size | 2 Textures

White Gloss

Smoky Gloss

Shadow Gloss

3" x 12"

Grooved

Wavy

Departure

2 Colors | 5 Sizes | 2 Finishes | 6 Textures | 5/16" Thickness

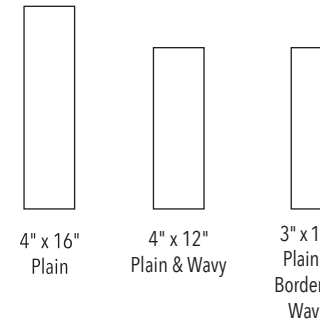
Wall Tile

Stocked in limited quantities for mockups, relay, or to get job started.

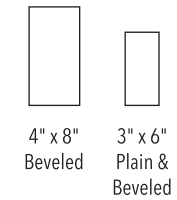
Stocked Color




Stocked Sizes




Additional Sizes



Additional Colors



Texture Options



Color, Size, Finish & Texture Chart

gray indicates STOCKED AVAILABILITY	White Gloss	White Matte	Light Grey Gloss	Light Grey Matte
SIZE				
4 x 16 Subway				
Plain	<input checked="" type="checkbox"/>	<input checked="" type="checkbox"/>	<input type="checkbox"/>	<input type="checkbox"/>
4 x 12 Subway				
Plain	<input checked="" type="checkbox"/>	<input checked="" type="checkbox"/>	<input checked="" type="checkbox"/>	<input checked="" type="checkbox"/>
Wavy	<input checked="" type="checkbox"/>	<input type="checkbox"/>	<input type="checkbox"/>	<input type="checkbox"/>
Beveled	<input checked="" type="checkbox"/>	<input checked="" type="checkbox"/>	<input checked="" type="checkbox"/>	<input type="checkbox"/>
Structured Bevel	<input checked="" type="checkbox"/>	<input checked="" type="checkbox"/>	<input type="checkbox"/>	<input type="checkbox"/>
4 x 8 Subway				
Beveled	<input checked="" type="checkbox"/>	<input checked="" type="checkbox"/>	<input type="checkbox"/>	<input checked="" type="checkbox"/>
3 x 12 Subway				
Plain	<input checked="" type="checkbox"/>	<input checked="" type="checkbox"/>	<input checked="" type="checkbox"/>	<input type="checkbox"/>
Bordered Wavy	<input checked="" type="checkbox"/>	<input checked="" type="checkbox"/>	<input type="checkbox"/>	<input type="checkbox"/>
Handcraft	<input checked="" type="checkbox"/>	<input type="checkbox"/>	<input type="checkbox"/>	<input type="checkbox"/>
Beveled	<input checked="" type="checkbox"/>	<input checked="" type="checkbox"/>	<input type="checkbox"/>	<input type="checkbox"/>
3 x 6 Subway				
Plain	<input checked="" type="checkbox"/>	<input checked="" type="checkbox"/>	<input type="checkbox"/>	<input type="checkbox"/>
Beveled	<input checked="" type="checkbox"/>	<input checked="" type="checkbox"/>	<input type="checkbox"/>	<input type="checkbox"/>



Granger



Featured: Granger | Dark Grey

Granger


3 Colors | 3 Sizes | 1 Finish | 3/8" Thickness

Porcelain Tile


Colors



White



Soft Grey



Almond



Dark Grey

Stocked Size



12" x 24"

Additional Sizes



4.5" x 24"
6" x 36"
Skirting



Icon




Featured: Icon | Grey

Icon

3 Colors | 1 Size | 1 Finish | 5/16" Thickness

Porcelain Tile

Colors



White



Soft Grey



Grey

Size



12" x 24"

Texture Close-up



Lake Shore




Featured: Lakeshore | White

Lake Shore

4 Colors | 3 Size | 1 Finish | 3/8" Thickness


Porcelain Tile

 Stocked in limited quantities for mockups, relay, or to get job started.


Stocked Colors 12" x 24"



White



Grey



Black

Additional Color



Beige

Size



12" x 24"

Additional Sizes



(2" x 2") 12" x 12"
Mosaic Sheet



3" x 12" Skirting



Mineral



Featured: Mineral | White

Mineral


3 Colors | 3 Sizes | 1 Finish | 3/8" Thickness

Porcelain Tile

Colors



White



Beige



Grey



Floor & Wall



Residential



Commercial



Multi-Family



Matte



Glazed Porcelain



Pressed



Shade Variation

Size



12" x 24"

Additional Sizes



(2" x 2") 12" x 12"
Mosaic Sheet



3" x 12" Skirting

Montreux



Montreux



Stocked in limited quantities for mockups, relay, or to get job started.

1 Color | 3 Sizes | 1 Finish | 3/8" Thickness

Porcelain Tile

Stocked Color 12" x 24"



Montreux

Size



12" x 24"

Additional Sizes



(2" x 2") 12" x 12"
Mosaic Sheet



3" x 12" Skirting



Nest




Nest

3 Colors | 2 Sizes | 1 Finish | 3/8" Thickness

Porcelain Tile

Colors



White



Grey



Charcoal

Size



12" x 24"

Additional Sizes



(2" x 2") 12" x 12"
Mosaic Sheet



Regi



Featured: Regi | Carrara Matte

Regi



Stocked in limited quantities for mockups, relay, or to get job started.

2 Colors | 2 Sizes | 2 Finishes | 5/16" Thickness

Porcelain Tile

Stocked Colors 12" x 24" Matte & Polished



Carrara



Calacatta

Size



12" x 24"

Additional Sizes



(2" x 2") 12" x 12"
Mosaic Sheet



Floor & Wall



Residential



Commercial



Multi-Family



Matte



Polished



Rectified




Shade Variation

ProSpec Collection


ProSpec Collection



Alpamayo




Bogda Peak



Cerro Torre




Eiger Peak




Matterhorn




Mont Blanc



Mount Fuji



Mount Kilimanjaro



Mount Neacola



Vinicunca

Applications

Floors | Facades
 Wall Cladding | Countertops

Finishes

Honed | Polished | Aged
 Satin* | Bush-Hammered*
 Sandy*

*0.79" thickness and up

Sizes

Tile

11.8" x 11.8"
 (300 x 300mm)

11.8" x 23.6"
 (300 x 600mm)

23.6" x 23.6"
 (600 x 600mm)

23.6" x 47.2"
 (600 x 1200mm)

35.4" x 47.2"
 (900 x 1200mm)

23.6" x 70.9"
 (600 x 1800mm)

Thickness

0.47" (12mm) | 0.79" (20mm)

Slab

72" x 48.5"
 (1830 x 1230mm)

Thickness

0.47" (12mm) | 0.79" (20mm)

1.18" (30mm)

NOTE: Due to variances in quarried materials, final terrazzo color may differ slightly from this sample. Refer to individual spec sheets for technical data.



Featured: Abaca | Greige

HOUSTON TEXAS
9311 Bay Area Blvd, Suite 400
Pasadena, Texas 77507



Look Book_041024_V5

DALLAS TEXAS
HEADQUARTERS
2933 Eisenhower St, Suite 110
Carrollton, TX 75007

469.709.9650
www.IB-Supply.com
www.Dynamic-Stone.com
www.DynamicTerrazzo.com

TAMPA FLORIDA
9842 Currie Davis Dr.
Tampa, FL 33619

