

# TUFFPLANK

# Riverton

LVT Plank



Stocked in limited quantities for mock ups, relay, or to get initiative started.

## Wabash

**Color** Wabash

**Size** 7" x 48"

**Overall Thickness** 2mm










**Wear Layer Thickness** 6mil

**Textures** Deep Wood Embossed

**Edge** Straight

**Finish** Semi Gloss

**Install** Glue Down

Symbols	Test	Method	Results
 Glue Down	Size / Squareness	ASTM F2055	(Pass) / (Pass)
 2mm Thickness	Thickness	ASTM F386	(Pass)
 6mil Wearlayer	Flexibility	ASTM F137	(Pass)
 Residential	Dimensional Stability	ASTM F2199	(Pass)
 Multi-Family	Resistance to Chemicals	ASTM F925	(Pass)
 SemiGloss	Resistance to light	ASTM F1515	(Pass)
 Straight Edge	Resistance to heat	ASTM F1514	(Pass)
 Deep Wood Embossed	Formaldehyde	ASTM D 6007	Not detected
 Shade Variation	Smoke Density	ASTM E662	(Pass)
Multifamily units are considered residential and public spaces are considered light commercial. Wearlayer thickness must be a minimum of 20mil for light commercial & commercial applications.	Critical Radiant Flux	ASTM E648	(Pass)
	Workmanship, Finish		(Pass)
	Appearance		(Pass)

### Options

**Sizes:**  
7" x 48" | 6" x 36" | 6" x 48"

**Thickness:**  
2mm/6mil | 2mm/8mil | 2mm/12mil  
2.5mm/20mil | 3mm/20mil  
3mm/28mil

### Details

All material 100% recyclable after use.

Test based on Deep Wood Embossed Finish



CERTIFIED BY  
SCS Global Services

2701 E. STATE HIGHWAY 121, BLDG. 5, SUITE 550, LEWISVILLE, TX 75056 | 855-443-8833  
WWW.IB-SUPPLY.COM